

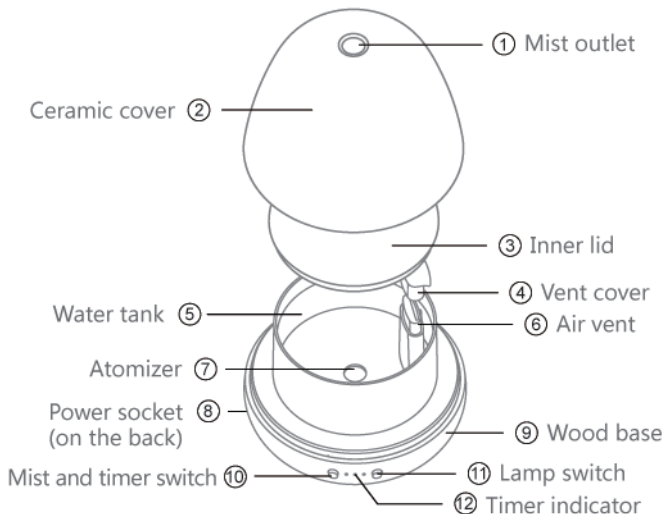


**Mia**

User Manual

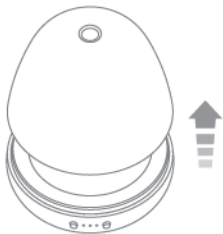
# Your Mia Diffuser Lamp

Welcome to your new Mia. Please read this manual before operating your Mia and keep it for future reference.

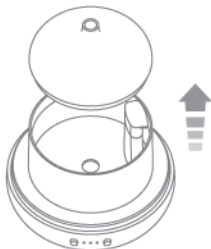


# Getting Started

1. Remove the ceramic cover.



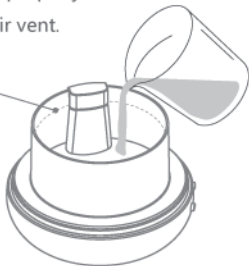
2. Remove the inner lid.

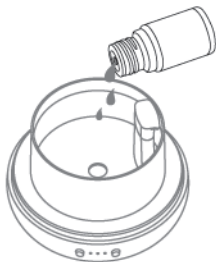


3. Fill the water tank to or below MAX water mark level.

- ⚠ Never fill water exceeding its maximum water mark level. Otherwise mist will not be generated properly.
- ⚠ Never add water around air vent.

MAX water level

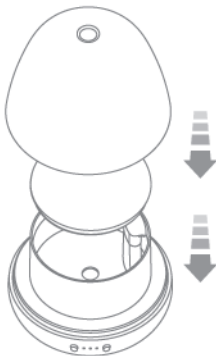




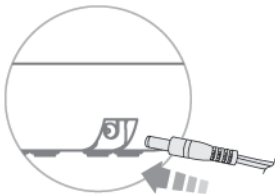
4. Add 5-10 drops of natural essential oil into the water tank.

⚠ Be sure to use extract pure essential oils 100% from natural ingredients. To avoid damage to this device, NEVER use artificially produced synthetic perfume.

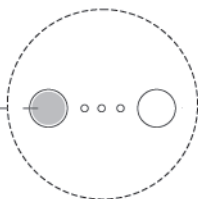
5. Cover the inner lid and the ceramic cover.



6. Plug the head of power adaptor into the power jack on the back of base and plug the power adaptor into the wall socket.



# Mist and Timer Setting



## Timer Setting

<b>1st click</b> always on mist	
<b>2nd click</b> 1 hour mist	
<b>3rd click</b> 3 hour mist	
<b>4th click</b> 8 hour mist	
<b>5th click</b> turn off mist	

## Mist Mode Setting

To switch between 2 mist mode, please press switch for 2 seconds until indicator blinks:

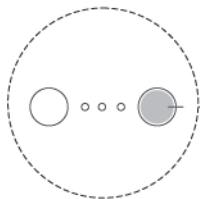
Intermittent mist (30 sec. on/30 sec. off)  $\longleftrightarrow$  Continuous mist

**Press for 2 sec.**  
Mist Mode Selection



Note: Timer is not interrupted whenever mist mode is changed.

# Light Setting



Light Mode Switch

## Breathing Light

Brightness of light gradually increases and decreases in cycles.

## Sleep Helper

Sleep Helper mode is lamp timer function tailored to turn off lamp gently in 30 minutes.

To activate, press switch for 2 seconds until 3 indicators turns on and off one by one.

To deactivate, short click the switch again. The lamp will be turned off directly.

Note: Sleep Helper function is only available for "Brighter Light" and "Weaker Light" mode.

**1st click**

Brighter light

**2nd click**

Weaker light

**3rd click**

Breathing light

**4th click**

Turn off light

**Press for 2 sec.**

Sleep Helper 



## Independent Night Light Setting

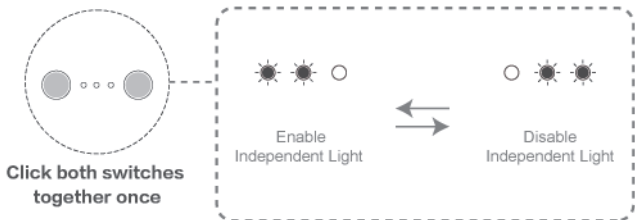
By default, Mia's lamp is shut off together with mist when "Timer" or "Auto Shutoff" function is activated. However, you can still set the lamp to work completely independent of "Timer" and "Auto Shutoff" functions, if needed.

### Enable Independent Night Light

To enable Independent Light, please click both "Mist Switch" and "Lamp Switch" together once until you see "1H" and "3H" indicators blink alternately.

### Disable Independent Night Light

To reset, please repeat the same operation until you see "3H" and "8H" indicators blink alternately.



## Important Points You Must Know

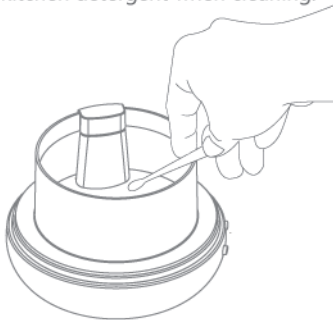
- When water tank is empty, mist function will not be turned on.
- Water temperature, room temperature or humidity can affect the amount of mist resulting in shorter operating time.
- Due to water temperature or water quality, the amount of mist can be less at the beginning.
- Fragrance results may vary depending on ventilation, temperature, humidity, and the size of space
- NEVER empty the water from air vent side!





# Maintenance

- The diffuser has an ultrasonic atomizer found in the center of water tank. Please clean the atomizer carefully using a cotton swab or a soft clean damp cloth at least once every week. You can clean the unit more often depends on your usage.
- NEVER apply aggressive force or shape object during cleaning process. Otherwise, the misting function can be damaged.
- Please make sure to unplug the adapter from the power outlet when cleaning.
- Empty and clean the water tank when not in use. If necessary, please only use kitchen detergent when cleaning.



## Safety Precautions

- When the product is not in use for any extended periods of time, turn the unit off and remove the power supply.
- Always place the unit on a firm, flat surface. It is also recommended that you choose a surface that is protected from the possibility of water spills. Never place the device on carpet or flooring that can be damaged from coming into contact with moisture and wetness.
- DO NOT touch the unit if it has fallen into water. REMOVE POWER immediately.
- DO NOT place or drop the unit into water or any other liquid.
- Use the device only as described in this manual.
- NEVER drop, clog, or insert any objects into the opening.
- DO NOT Place the unit near any heat or combustible materials.
- ALWAYS keep the cord away from high temperature.
- NEVER USE outdoors. Your unit is rated for indoor use only.
- NEVER COVER the unit while it is operating.
- STOP using the product if the power cord or any parts of the unit are damaged.
- DO NOT attempt to repair or replace any parts in the unit.
- Should you notice an unusual sound or smell discontinue use immediately.
- Keep this unit out of reach of children.
- When the product is at the end of its life, we recommend disposal at a collection point for the recycling of electrical and electronic equipment, rather than with household waste.

# Troubleshooting

Problem	Possible cause	Solutions
The mist function is not working	Power supplier is not connected	Plug the adapter into the power socket and press the mist button
	Insufficient water	Refill the water tank
Mist function is not working effectively	Too much water	Dump the excess water until water level is below MAX line
	Ultrasonic atomizer is clogged	Clean the atomizer according to the instructions in this manual
The mist ON indicator is on, the fan works, but no mist comes out	Some objects or water beneath the diffuser are blocking the air going into the vent underneath the diffuser	Remove the object(s) beneath the diffuser or clean the water underneath the diffuser.
	Water drip is blocking the air vent inside the water tank	Remove the air vent cover and clean the water on the top of air vent

# Specifications

Model: M1-RO / M1-B / M1-C / M1-R

Atomization mode: Ultrasonic

Water tank capacity: 180ml (6.08 fl. oz.)

Power input: DC 24V, 12W

Mist Mode: Continuous/Intermittent

Product Size: 5.1"x5.1"x5" (129\*129\*127mm)

Light Mode: Brighter / Weaker / Breathing / Sleep Helper

Timer Mode: 1H / 3H / 8H / ON

Working Time: up to 9 hours - continuous mode

up to 18 hours - intermittent mode

Accessories: Adaptor / Manual

Made in China

## Patented Product

